

CONSORTIUM "UNILAND S.K a R.L." - "SICONCO BUILDING" AD "

BALANCE SHEET

as at 31 December 2009

ASSETS	Notes	31.12.2009	31.12.2008
		thous. BGN	thous. BGN
Non-current assets		-	-
Current assets			
Receivables from clients		2 206	-
Receivables from partners		1	-
Advance payments on the project		4 769	2 512
VAT to refund		347	296
Guarantees		349	167
Cash and cash equivalents	3	117	150
		<u>7 789</u>	<u>3 125</u>
Total assets		<u>7 789</u>	<u>3 125</u>
EQUITY AND LIABILITIES			
Equity and reserves			
Issued capital		-	-
Accumulated financial result		(22)	(2)
Current period financial result		(81)	(20)
		<u>(103)</u>	<u>(22)</u>
Current liabilities			
Liabilities to the partners		121	150
Trade payables		737	299
Received advances on the project		6 537	2 531
Received guarantees		457	167
Liabilities to employee		40	-
		<u>7 892</u>	<u>3 147</u>
Total equity and liabilities		<u>7 789</u>	<u>3 125</u>

22.2.2010

Manager:

Compiler:

CONSORTIUM "UNILAND S.K. a R.L. - "SICONCO BUILDING" AD"


INCOME STATEMENTS

for the year ended 31 December 2009


	2 009	2 008
	thous. BGN	thous. BGN
Operating incomes	-	-
Expenses by economic elements		
Cost of hired services	(13)	(9)
Employee expenses	(47)	-
Total expenses	(60)	(9)
Profit from operating activities	(60)	(9)
Financial income / (costs), net	(21)	(11)
Profit (loss) before taxes	(81)	(20)
Income tax	-	-
Profit (loss) for the period (net)	(81)	(20)

22.2.2010

Manager:



Compiler:

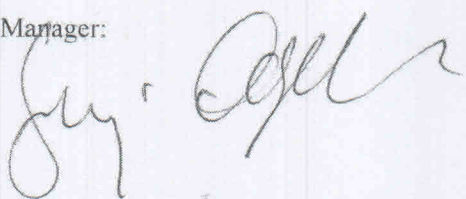


**CONSORTIUM "UNILAND S.K. a R.L." - "SICONCO BUILDING" AD " STATEMENT OF
CHANGES IN EQUITY
for the year ended 31 December 2009**


	Issued capital thous. BGN	Reserves thous. BGN	Profit thous. BGN	Total equity thous. BGN
Balance as at 31 December 2008			(22)	(22)
Financial result for the period			(81)	(81)
Balance as at 31 December 2009			(103)	(103)

22.2.2010

Manager:



Compiler:



CONSORTIUM "UNILAND S.K. a R.L." - "SICONCO BUILDING" AD "

CASHFLOW

for the year ended 31.12.2009

	2 009	2 008
	thous. BGN	thous. BGN
Cash flows from operating activities		
Proceeds from clients	2 257	1 549
Payments to suppliers	(2 670)	(1 557)
Refunded VAT	431	-
Other cashflows from operating activities, net	(51)	(53)
Net cash flows from operating activities	(33)	(61)
Net cash flows from investing activities	-	-
Net cash flows from financial activities	-	-
Net change in cash and cash equivalents	(33)	(61)
Cash and cash equivalents as at 01 January	150	211
Cash and cash equivalents as at 31 December	117	150

22.2.2010

Manager:



Compiler:

